

14th WORLD CONGRESS OF IFED 2026 SEOUL

Evolution and Revolution in Esthetic Dentistry

DATE NOVEMBER 13-15, 2026

VENUE Coex Convention Center, SEOUL



Poster Guidelines

[IFED Poster Submission Guidelines](#)

Topic

All fields of dentistry related to esthetic treatment (basic science, clinical dentistry, dental hygiene, and dental technology)

Categories

1. Research
2. Clinical Case Report

Eligibility

1. Dentists
2. Dental Hygienists and Dental Technicians
3. Students (Dentistry, Dental Hygiene, Dental Technology)

Abstract and Poster Submission

1. Please submit your poster by uploading it through the official IFED website (<https://ifed-seoul2026.com>) by September 20 (Sunday), 11:59 PM KST.
Please use the poster template provided.
(Poster board size: Width 950 mm × Height 2480 mm – posters will be printed without margins.)
2. Language: English
3. Please upload your poster in both PPTX and PDF formats. To prevent formatting issues, you are strongly advised to submit the PDF file together with the PPTX file.
(Uploading both files is recommended.)
4. To ensure smooth uploading, we recommend keeping the file size under 20 MB.
5. Please complete the abstract form on the website. A separate abstract file is not required.

Submission Procedure

1

Please create an account at: <https://ifed-seoul2026.com>

2

Click the "**Online Poster Submission**" tab to submit your poster.

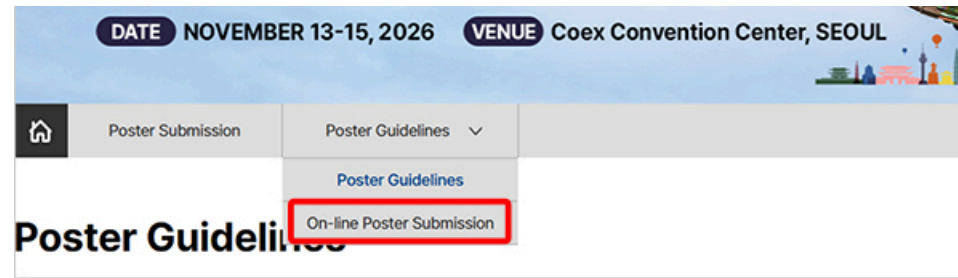


3

In the **Online Poster Submission** section, please submit both:

- Abstract (fill in the required fields)
- Poster (upload the file)





4

Please complete the checklist items below.

1. Type
* Please select one of your Abstract types

Original research Case report

2. Professional Category
* Please select one of your Professional Category.

Dentist Dental Resident Dental Hygienist Dental Technician Student Other

3. Student status
Please complete this section only if you are applying as a student presenter.

Undergraduate Graduate

For Item 3 (Student Status), only applicants who selected **Student** in Item 2 should complete this section.

If you accidentally check this box but selected a different category in Item 2, you may ignore it. (The check mark cannot be removed.)

5

Please prepare your abstract according to the format below.

Abstract Title

* Please Enter the title for Your Abstract.

Abstract

* Abstracts should be structured using the following sections: Purpose, Materials and Methods, Results, and Conclusions.

* Please Enter an Abstract of Your Paper (Max. 500 words in total). / (Maximum 500 words)

* Purpose	<div style="border: 1px solid #ccc; height: 40px;"></div>
* Material & Methods	<div style="border: 1px solid #ccc; height: 40px;"></div>
* Results	<div style="border: 1px solid #ccc; height: 40px;"></div>
* Conclusions	<div style="border: 1px solid #ccc; height: 40px;"></div>

Once all fields have been completed, there is no need to upload a separate abstract file.

6

Please upload your final poster files.

▶ Poster Upload (maximum 2 files)

Please download the poster template from the Poster Guidelines tab

Please upload your poster file in both PPTX and PDF formats.

To ensure accurate printing quality and layout, you are strongly advised to submit a PDF file together with the PPTX file.

File 1	<input type="button" value="파일 선택"/> 선택된 파일 없음
File 2	<input type="button" value="파일 선택"/> 선택된 파일 없음

Upload both the PPTX file and the PDF file.

If the file size exceeds 20 MB, the upload may fail. If you experience upload issues, please reduce the file size to under 20 MB.

7 Finally, please enter the author information for the poster.

Author's Information

Number of Author

* Please list the institutions, hospitals or others with which the authors are affiliated.

Order	Title	First Name	Last Name	Email	Affiliation
<p>* <input type="checkbox"/> I confirm that this submission has been approved by all authors.</p>					

8 Click below button

Save & Next

9 You can verify whether your poster and abstract have been successfully submitted in:

My Page → Submission & Paper Status


If you have already submitted your abstract and poster but they are shown as "No Data!!" in the table above, please log in to the website through which you originally submitted your poster and verify your submission status. If you submitted your poster via the Korean Academy of Esthetic Dentistry (KAED) website, it will not be displayed as submitted on the official IFED 2026 website, as the two submission systems operate independently.


Poster Exhibition and Competition

1. All accepted posters will be displayed on-site. (The organizing committee will print all posters. Participants do not need to bring printed copies.)
2. Final Competition participants will be selected through a preliminary review and notified individually. (Expected in early October.)
3. Final Competition participants will give an on-site presentation on **November 15, 2026 (Sunday) at 2:00 PM in Room 304, COEX**. Final award recipients will be selected based on the on-site presentation evaluation. (*Student Award applicants are exempt from the on-site presentation.)
4. Final Competition presentations will be conducted in either English or Korean for approximately 3–5 minutes in front of the poster, followed by possible questions from the judges.


Awards




 **Grand Prize: 1 recipient**

 **Excellence Award: 3 recipients**

 **Merit Award: 3 recipients**

 **People's Choice Award: 2 recipients**

 **Student Award: 1 recipient**